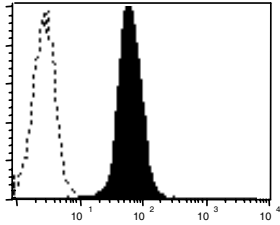


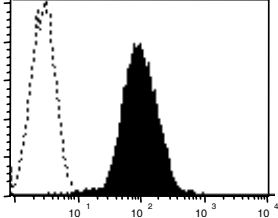
# BAMOMAB

## Anti-Human ULBP1 Monoclonal Antibody AUMO2

<b>Antigen:</b>	Human ULBP1 (UL16-binding protein 1)	
<b>Clone:</b>	AUMO2, mouse IgG2a	
<b>Catalog Number:</b>	AUMO2-100	
<b>Specificity:</b>	binds: ULBP1 binds not: ULBP2, ULBP3, ULBP4	
<b>Epitope:</b>	in ULBP1 ectodomain	
<b>Applications:</b>	Flow cytometry	
<b>Size:</b>	100 µg, 1.0 mg/ml, in 0.1 ml phosphate-buffered saline, pH 7.4 with 0.05% sodium azide ( <b>Caution:</b> Sodium azide yields highly toxic hydrazoic acid under acidic conditions. Dilute azide compounds in running water before discarding to avoid accumulation of potentially explosive deposits in plumbing).	
<b>Usage:</b>	In general, for flow cytometry we recommend a final dilution of 10µg mAb/ml and for ELISA 1-10 µg mAb/ml.	
<b>Purification:</b>	Protein A affinity chromatography	
<b>Storage:</b>	Store at 4°C. For long-term storage freezing at -80°C is recommended.	
<b>Description:</b>	UL16-binding proteins (ULBP) have been discovered in 2001 during a search for human proteins binding the Human Cytomegalovirus-encoded UL16 glycoprotein [1] and for human homologues of the mouse RAE1 ligands of NKG2D, respectively [2]. ULBP1-4 are cell surface proteins with an MHC class I-like $\alpha 1/\alpha 2$ superdomain that is bound by human NKG2D [1-3]. ULBP1-3 are attached to the cell surface by GPI-anchor [1]. Expression of ULBP1-3 is induced by infection with Human Cytomegalovirus (HCMV) [4]. In vivo expression of ULBP1 is mostly unexplored, except that freshly isolated leukemias have been shown to express ULBP1 [5]. Recent studies document ULBP1 expression on Dendritic Cells and ULBP1 representing a dominating activating NK ligand on mycobacteria-infected macrophages [6,7]. Like other human and mouse NKG2D-ligands, ULBP stimulate tumor immunity in vivo [8].	
<b>Conditions:</b>	<b>For research use only. Not for use in diagnostic or therapeutic procedures. BAMOMAB is not responsible for any patent infringements caused by the use of this product.</b>	
<b>Country of Origin:</b>	Germany	
<b>Literature:</b>	<ol style="list-style-type: none"><li>1. Cosman et al. <i>Immunity</i> <b>14</b>,123-133 (2001).</li><li>2. Steinle A et al. <i>Immunogenetics</i> <b>53</b>, 279-287 (2001).</li><li>3. Radaev S et al. <i>Immunity</i> <b>15</b>,1039-1049 (2001).</li><li>4. Welte S et al. <i>Eur J Immunol</i> <b>33</b>, 194-203 (2003).</li><li>5. Salih HR et al. <i>Blood</i> <b>102</b>, 1389-1396 (2003).</li><li>6. Vankayalapati R. et al. <i>J Immunol</i> <b>175</b>:4611-4617 (2005).</li><li>7. Schrama D et al. <i>Eur J Immunol</i> <b>36</b>:65-72 (2006).</li><li>8. Sutherland C et al. <i>Blood</i> <b>108</b>:1313-1319 (2006).</li></ol>	

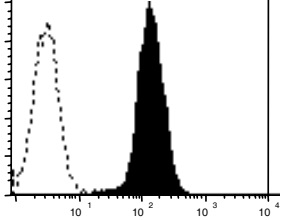
# BAMOMAB

## Anti-Human ULBP2 Monoclonal Antibody BUMO1

<b>Antigen:</b>	Human ULBP2 (UL16-binding protein 2)	
<b>Clone:</b>	BUMO1, mouse IgG1	
<b>Catalog Number:</b>	BUMO1-100	
<b>Specificity:</b>	binds: ULBP2 binds not: ULBP1, ULBP3, ULBP4	
<b>Epitope:</b>	in ULBP2 ectodomain	
<b>Applications:</b>	Flow cytometry	
<b>Size:</b>	100 µg, 1.0 mg/ml, in 0.1 ml phosphate-buffered saline, pH 7.4 with 0.05% sodium azide ( <b>Caution:</b> Sodium azide yields highly toxic hydrazoic acid under acidic conditions. Dilute azide compounds in running water before discarding to avoid accumulation of potentially explosive deposits in plumbing).	
<b>Usage:</b>	In general, for flow cytometry we recommend a final dilution of 10µg mAb/ml and for ELISA 1-10 µg mAb/ml.	
<b>Purification:</b>	Protein A affinity chromatography	
<b>Storage:</b>	Store at 4°C. For long-term storage freezing at -80°C is recommended.	
<b>Description:</b>	UL16-binding proteins (ULBP) have been discovered in 2001 during a search for human proteins binding the Human Cytomegalovirus-encoded UL16 glycoprotein [1] and for human homologues of the mouse RAE1 ligands of NKG2D, respectively [2]. ULBP1-4 are cell surface proteins with an MHC class I-like $\alpha 1/\alpha 2$ superdomain that is bound by human NKG2D [1-3]. ULBP1-3 are attached to the cell surface by GPI-anchor [1]. Expression of ULBP is induced by infection with Human Cytomegalovirus (HCMV) [4]. In vivo expression of ULBP2 is mostly unexplored, except that freshly isolated leukemias have been shown to express ULBP2 [5]. ULBP2 is released from tumor cells by metalloproteases in a manner similar to MIC molecules and can be found in sera of some leukaemia patients [6]. Like other human and mouse NKG2D-ligands, ULBP stimulate tumor immunity in vivo [7].	
<b>Conditions:</b>	<b>For research use only. Not for use in diagnostic or therapeutic procedures. BAMOMAB is not responsible for any patent infringements caused by the use of this product.</b>	
<b>Country of Origin:</b>	Germany	
<b>Literature:</b>	<ol style="list-style-type: none"><li>1. Cosman et al. <i>Immunity</i> <b>14</b>,123-133 (2001).</li><li>2. Steinle A et al. <i>Immunogenetics</i> <b>53</b>, 279-287 (2001).</li><li>3. Radaev S et al. <i>Immunity</i> <b>15</b>,1039-1049 (2001).</li><li>4. Welte S et al. <i>Eur J Immunol</i> <b>33</b>, 194-203 (2003).</li><li>5. Salih HR et al. <i>Blood</i> <b>102</b>, 1389-1396 (2003).</li><li>6. Waldhauer I et Steinle A. <i>Cancer Res</i> <b>66</b>, 2520-2526 (2006).</li><li>7. Sutherland C et al. <i>Blood</i> <b>108</b>:1313-1319 (2006).</li></ol>	

# BAMOMAB

## Anti-Human ULBP3 Monoclonal Antibody CUMO3

<b>Antigen:</b>	Human ULBP3 (UL16-binding protein 3)	
<b>Clone:</b>	CUMO3, mouse IgG1	
<b>Catalog Number:</b>	CUMO3-100	
<b>Specificity:</b>	binds: ULBP3 binds not: ULBP1, ULBP2, ULBP4 blocks: NKG2D binding to ULBP3	
<b>Epitope:</b>	in ULBP3 ectodomain	
<b>Applications:</b>	Flow cytometry	
<b>Size:</b>	100 µg, 1.0 mg/ml, in 0.1 ml phosphate-buffered saline, pH 7.4 with 0.05% sodium azide ( <b>Caution:</b> Sodium azide yields highly toxic hydrazoic acid under acidic conditions. Dilute azide compounds in running water before discarding to avoid accumulation of potentially explosive deposits in plumbing).	
<b>Usage:</b>	In general, for flow cytometry we recommend a final dilution of 10µg mAb/ml and for ELISA 1-10 µg mAb/ml.	
<b>Purification:</b>	Protein A affinity chromatography	
<b>Storage:</b>	Store at 4°C. For long-term storage freezing at -80°C is recommended.	
<b>Description:</b>	UL16-binding proteins (ULBP) have been discovered in 2001 during a search for human proteins binding the Human Cytomegalovirus-encoded UL16 glycoprotein [1] and for human homologues of the mouse RAE1 ligands of NKG2D, respectively [2]. ULBP1-4 are cell surface proteins with an MHC class I-like $\alpha 1/\alpha 2$ superdomain that is bound by human NKG2D [1-3]. ULBP1-3 are attached to the cell surface by GPI-anchor [1]. Expression of ULBP is induced by infection with Human Cytomegalovirus (HCMV) [4]. In contrast to ULBP1 and ULBP2, ULBP3 is not targeted by UL16 [1,4,5]. In vivo expression of ULBP3 is mostly unexplored, except that glioma and some freshly isolated leukemias have been shown to express ULBP3 [6,7]. Like other human and mouse NKG2D-ligands, ULBP stimulate tumor immunity in mice though binding of mouse NKG2D to ULBP3 could not be demonstrated [8]	
<b>Conditions:</b>	<b>For research use only. Not for use in diagnostic or therapeutic procedures. BAMOMAB is not responsible for any patent infringements caused by the use of this product.</b>	
<b>Country of Origin:</b>	Germany	
<b>Literature:</b>	<ol style="list-style-type: none"><li>1. Cosman et al. <i>Immunity</i> <b>14</b>,123-133 (2001).</li><li>2. Steinle A et al. <i>Immunogenetics</i> <b>53</b>, 279-287 (2001).</li><li>3. Radaev S et al. <i>Immunity</i> <b>15</b>,1039-1049 (2001).</li><li>4. Welte S et al. <i>Eur J Immunol</i> <b>33</b>, 194-203 (2003).</li><li>5. Spreu J et al. <i>J Immunol</i> <b>177</b>, 3143-3149 (2006).</li><li>6. Eisele G et al. <i>Brain</i> <b>129</b>, 2416-2425 (2006).</li><li>7. Salih HR et al. <i>Blood</i> <b>102</b>, 1389-1396 (2003).</li><li>8. Sutherland C et al. <i>Blood</i> <b>108</b>:1313-1319 (2006).</li></ol>	